


# BIO-CHANNEL® CLASSIC



PERFORM LIKE A PRO ...

WITH A ROBBINS ORIGINAL



Bio-Channel Classic is the proven choice for performance basketball facilities. The Bio-Channel installation list is a who's who of top NCAA and NBA performance courts and training centers. Programs such as Indiana, Kentucky, Duke, the Wizards and Lakers have relied on Bio-Channel for years to provide a solid performing foundation. Bio-Channel is a proven choice for large school arena environments where the floor must meet the performance demands of players as well as withstand temporary loading from stages or scissor lifts. Bio-Channel is also a great choice for renovation projects with concrete planarity problems. Regardless of the situation, Bio-Channel will meet the needs of any project with stringent requirements for performance and durability. Robbins also offers a theatrical version of Bio-Channel Classic designed for performing arts centers.

Bio-Channel Classic combines the structural and dimensional stability of anchored flooring systems with the safety and comfort of resilient sports flooring. A plywood sleeper floats on 7/16" Bio-Pads within a steel channel that's anchored to the concrete floor. A uniform playing surface with no dead spots is assured, as is the right amount of deflection and shock absorption.

- Robbins Bio-Channel Classic is a "Robbins 1st" design as the industry's 1st original anchored resilient system, and is still one of the most popular designs in sports flooring today
- Continuous steel encased sleepers are anchored to the concrete substrate for superior stability and dead-spot reduction
- Bio-Channel Classic offers the industry's 1st & best shimmable anchored resilient sleeper that acts as a leveling mechanism for uneven concrete



robbinsfloor.com | 1.800.543.1913

Robbins, Inc. | 4777 Eastern Avenue | Cincinnati, OH 45226

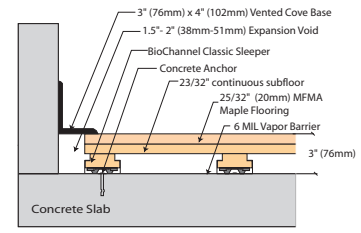
MAPLE FLOORING SYSTEMS

## Product Specifications

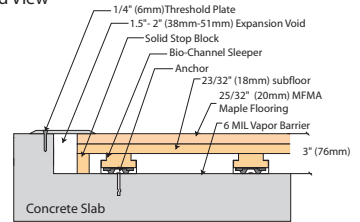
<b>System Type</b>	Anchored Resilient, Sleeper/Subfloor
<b>Slab Depression</b>	3" (76mm) with 25/32" (20mm) maple 3 1/4" (83mm) with 33/32" (26mm) maple
<b>Surface- MFMA Northern Hard Maple</b>	Robbins Continuous Strip® XL (FJ)
<b>Anchorage</b>	Anchor Spike or Tapcon
<b>Subfloor Construction</b>	1 layer of of nominal 3/4" x 4' x 8', exposure 1 structural rated sheathing
<b>Resilience Layer</b>	7/16" double trapezoidal EPDM
<b>Vapor Barrier</b>	6 MIL Polyethylene
<b>Optional Construction</b>	Contact a Robbins Representative for Alternative Systems
<b>LEED Contributions</b>	MR credit 4, 5, & 7 IEQ 4.1, 4.2, 4.3, 4.4 FSC® Lumber Available <i>*Credits are based on products selected and location of facility</i>
<b>Warranty</b> 	1 year Industry Standard with optional Extended Warranty Program ( <i>Egis Floorlife</i> )



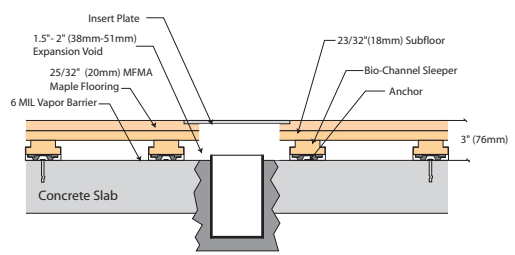
Wall View



Threshold View



Equipment View



### Bio-Channel Classic Reference Facilities

- Orlando Magic Practice Facility
- Vanderbilt University
- Cleveland Cavaliers Practice Facility
- Auburn University
- Talisman Center
- University of Nebraska
- Brown University
- Duke University
- Minnesota Timberwolves
- Dartmouth College
- Case Western Reserve University
- Richmond Olympic Oval
- Penn State University

robbinsfloor.com | 1.800.543.1913